



Find out about Saddell Bay's past...

Hello, welcome to Saddell Bay! My name is Archie Fraser. I was born in 1930 and I lived in **Shore Cottage** with my family. My dad was the gamekeeper here. He worked for the Campbell family up at the big house, looking after the land, the animals and the fish in the rivers here at Saddell. My family have worked on the Saddell estate for as long as anyone can remember. When I grow up I'm going to be the gamekeeper here, just like my dad!

My granddad says when he was young he and his dad (my great-grandfather) were gamekeepers; there was only **Saddell Castle**, **Saddell House** and **Ferryman's Cottage** here at the bay. My granddad told us lots of stories about the bay. Years and years ago Saddell Castle was the only building here. In 1558 it was attacked by the Earl of Sussex and his soldiers. They burnt the castle down into ruins. Times were bad then!

The castle was left in ruins for over a hundred years until Saddell Bay came to **Colonel Donald Campbell**. He was a Colonel far away in India. He commanded the army out there and in one battle he received 14 sword wounds – ouch! But he made his fortune and retired to Saddell Bay.



Fact:

A **Colonel** is a senior military officer in the army.

The Colonel tried very hard to rebuild the castle and make it cosy but in 1774 he gave up and built himself a new house instead called Saddell House. The castle was used as a farm and the Colonel and his family moved into the new fancy Saddell House.

The next owners rented Saddell House out for shooting parties, my granddad was the gamekeeper then and he used to take the men to the best areas to shoot birds. One day in 1899, when they were out, the chimney caught fire and most of the house burnt down. The fire brigade had to come all the way from Campeltown and they couldn't send the wagon as it had no brakes – how silly! Colonel Mcleod owned Saddell House then and he had to move out and live in Saddell Castle while he rebuilt Saddell House. He also built Saddell Lodge.



Fact:

In World War Two children were **evacuated** to Saddell House. Evacuation (say 'ee-vac-u-ayshun') was when children who lived in cities were sent to live in the countryside away from the danger of being bombed by German aeroplanes in the war.


My grandad was there when the fire happened and said that his face felt like it was melting, the flames were so hot! He and the other estate workers were trying to put the fire out with buckets of water but the fire was too big for them. I'm so glad there was never a fire when I lived here.

In World War Two Mrs Moreton who lived at Saddell House looked after lots of **evacuated** children. They all moved from Glasgow to be safe. It was very exciting having lots of children living at Saddell Bay, we'd have big swimming races in the sea and play up at the fort. Dad even let us help him; we'd saw wood, check on the animals and make sure all trees were healthy.



Our favourite game was pooh sticks. We spent hours dropping sticks off the bridge and waiting to see whose was fastest. In the summer when it was hot, we had picnics on the beach. Dad cooked fish we caught in the river on an open fire. The fish was always yummiest when cooked like this. Everyone from the estate came for the picnic and Miss McKenzie the old schoolteacher from **Cul – na – Shee** always made shortbread for pudding. Nothing beats homemade shortbread!

We'd watch the sun melt into the sea and afterwards all wrap up in blankets and tell stories. Draw a picture of us watching the sun setting into the sea in the box below.



Unruly Rulers

Who were the Georgians?

The **Georgians** were nobles from Germany. George I was King James I's great grandson. So when Queen Anne died with no heirs George became king. They are called **Georgians** because they are all called George (apart from William – but he wasn't meant to be king anyway!) Their surname was **Hanover** so this time is also called the **Hanoverian** (say 'han-o-ver-ee-an') period.



King George II

A boring king who only liked to fight battles. He died on the toilet of constipation, pooh!

1714

King George I

A king from Germany who couldn't speak much English. He kept his wife in prison for 32 years - how mean!



1727

1760

King George III

A popular king who went mad. He started talking to an oak tree in Windsor thinking it was Frederick the Great! Poor Georgie, he had to stop ruling as he was so mad.



George III's son George IV had to step in and rule as Prince Regent. This was called the **Regency Period**.



King George IV

A bad king who ruined all his dad's hard work. He loved to drink, eat and party!

1820

1830


King William IV

A simple king who wanted to be a sailor but was too stupid to command a ship. He would sometimes offer people a lift in his carriage!





Meet King George III – who ruled when Saddell House was built.



Hi Georgie!

So when did you become king?

I became King on 25 October 1760 when I was just 22.

What are you most famous for?

I went mad, don't you know!

What is your favourite thing to do?

I like playing with my youngest children. I had 15 in all!

What is the naughtiest thing you've ever done?

I tried to tax the Americans in the colonies and do you know what? They declared their independence!

Fact:

Did you know that before 1707 Scotland and England were separate states that shared a King? When Queen Elizabeth I died in 1603, King James VI of Scotland also became King James I of England and from then on England and Scotland always had the same King or Queen.

Up until 1707 England and Scotland had different governments and laws. In 1707 both governments passed an act called the **Acts of Union** that joined England and Scotland as one to become The United Kingdom.

Design



What does Saddell House look like?

Can you walk all the way around it?

Can you use any of these words to describe the building? Draw a circle around the ones that do.

Does Saddell House look like other buildings in the area? What's different about it?

Castle

Pretty

Stone

Symmetrical

Square

Friendly

Tall

Industrial

Brick

Home

Elegant

Low

Saddell House was built in 1774 by Colonel Donald Campbell. He built Saddell House on the edge of the beach to enjoy the beautiful view. It was much more comfortable and light to live in than Saddell Castle. Later on, Saddell House was rented out to Reverend Bramwell. When he was out shooting in September 1899 a chimney fire took hold of the house, destroying the roof and a lot of the house. Colonel Campbell was rich enough to rebuild it straight away.

What is the name of each numbered building on the map? Put the right letter in each building's box. You might have to walk along the beach, Or cheat and look in the Landmark Handbook!

Shore Cottage

Saddell House

Cul-na-Shee

Saddell Castle

Ferryman's Cottage

Saddell Lodge






Buildings are quite easy to draw. They are usually made up of lots of geometric shapes, like squares, triangles and circles.

Have a go at drawing the front of Saddell House.

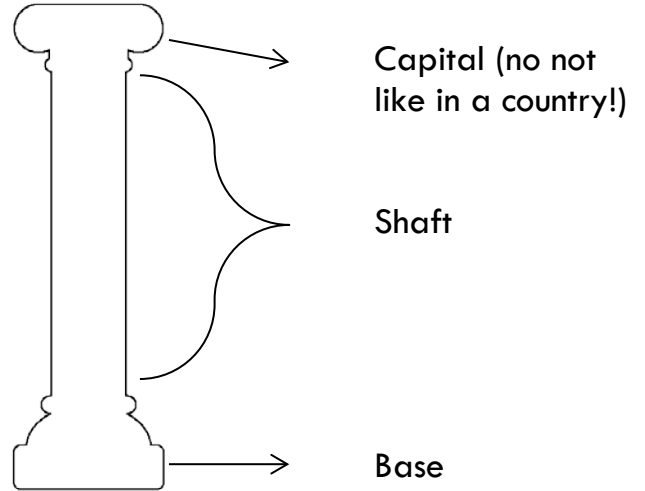
Please tell an adult where you are going so they don't worry about where you are!
And don't worry if you make a mess of your drawing, just use the other side.





Different types of columns.


Have you seen the columns at the entrance to Saddell House? Columns are used to support the weight of a building but are also used to look pretty. They come in all different shapes and sizes. There are 3 different parts to a column:



The ancient Greeks used 3 different types of capital in their buildings:


Doric

This is the oldest and simplest.



Ionic

This looks like a scroll.



Corinthian

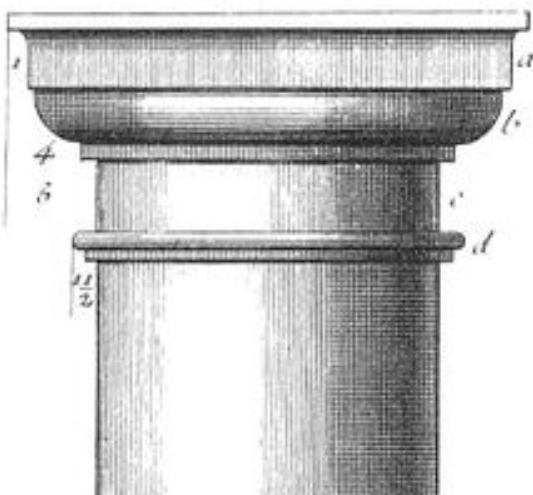
Based on the leaves of a plant called 'acanthus' (say 'a-can-th-us')



Then the Romans adapted them to have two more sorts of capitals:

Tuscan

Is like the Doric column but more simple.



Composite

Is a mixture of Ionic and Corinthian.





Have a go at designing your own capital:

What other building materials can you find outside and inside Saddell House?

Stone

Glass

Circle what you can see and note down where you found them.

Wood

Plastic

Metal

Clay

Flint

Concrete

Brick

Ceramic



What is Saddell House built from?

Fact:

Some buildings were built from stone that was dug out of the ground when farmers ploughed the fields, other buildings were made from stone that was quarried and cut into neat shapes and sizes. There are still many stone quarries around the country today, where people get stone out of the ground.

Stone houses were once cheaper to build than brick ones. Once we could transport bricks up and down the country on the canals and railways, brick buildings become cheaper and more popular.

Stone is the solid foundation of the earth. It exists as huge mountains, rocks, stones or small pebbles washed smooth by water. There are lots of different types of stone, with different colours and textures. Some are better to build with than others.



When Saddell House was built, stone was still taken out of the ground by hand. Today, a quarry is a place where stone is blasted out of the ground with explosives! The one in the picture shows what quarries look like now.



People who work with stone are called stonemasons. They build walls, carve the stone into shapes or add patterns to its surface. They use a mallet and special tools called chisels to shape the stone. The picture on the right shows a stonemason at carving stone.



Quest



Discover more about Saddell Bay

The oldest building in Saddell Bay has been here for over 500 years. In that time, many things have changed both inside and outside the building. Follow this Quest to discover more about it.

Can you find the sculpture?

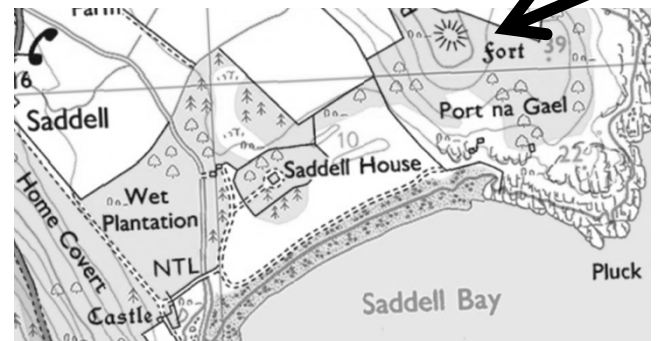
This sculpture is called GRIP and was created by an artist called Anthony Gormley. It has been here since 2016.



Can you find the fort?

Remember to take an adult with you!

The fort is called Kildonan Dun and is from the Iron Age (that's around 200BC – old huh!)



Can you find the dry stone walls?

A dry stone wall is made just by placing stones to fit into one another. There is no cement or mortar that other walls use to keep it together. Instead because the stones have been carefully placed and fit into one another the wall is strong. Have a go with smaller stones – it's not as easy as it looks!



Have you found anything else interesting on your quest?


Write about it below and draw a picture of it in the box.




There's lots of wildlife here at Saddell Bay. Whilst you're here you might spot some of these.




Otters




Seals



Gannets



Mussels



Prawns



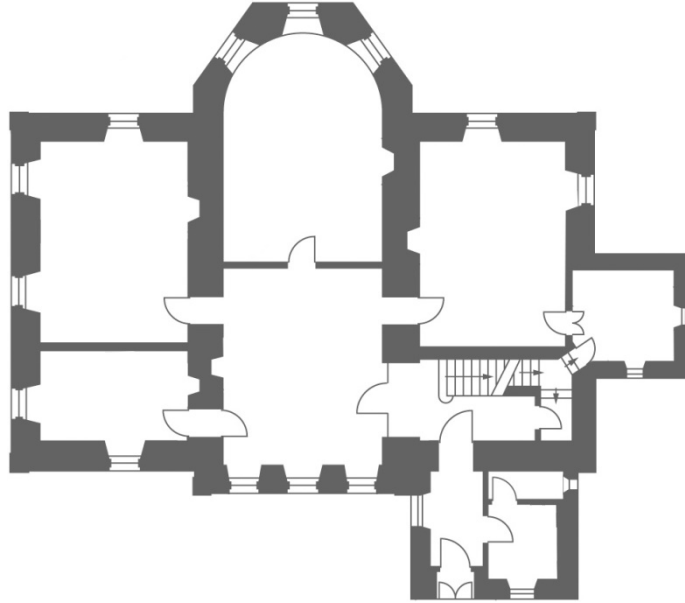
Rabbits



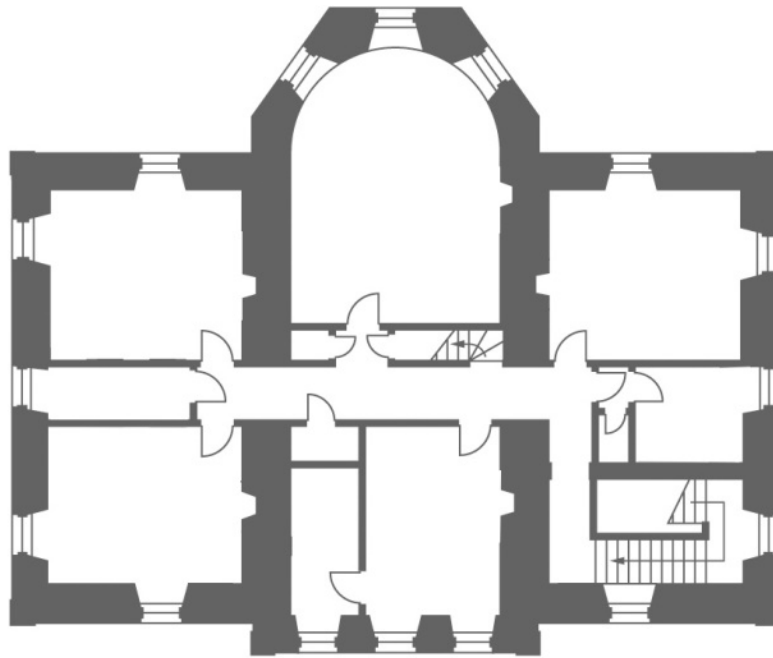
Living in Saddell House

The floorplan of a building is a map of the rooms. The plan below shows you the shape of each room. Take a walk around and write on the plan what each room is used for.

Ground Floor




First Floor



We use these symbols to show where beds, tables and bathrooms are. Draw the symbols on to the floorplans to show where the furniture is.



Bed



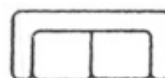
Rectangular (or a round) table




Bathroom



Cooker



Sofa



Kitchen sink



Can you find an example of each of these things inside Saddell House. Describe, or draw the object when you find it.

Your favourite chair

The fireplace (is it an open fire or does it have a stove?)

Draw the pattern of a rug on the floor

In the box below, draw the view from your bedroom window. What can you see in the distance? Are there any animals in the woodlands? Can you see the sea?

A large, empty rectangular box with a black border, intended for drawing a view from a bedroom window.



Saddell Word Search

Now have a go at the word search. Think about different parts of the buildings and the surrounding area. The words to find are at the bottom of the page.

| | | | | | | | | | | | | |
|---|---|---|---|---|---|---|---|---|---|---|---|---|
| R | S | L | A | G | N | I | M | S | E | V | A | W |
| D | O | L | S | H | E | L | L | S | F | R | A | S |
| R | S | C | O | T | L | A | N | D | E | R | G | O |
| I | A | O | K | O | E | C | O | T | N | T | O | N |
| F | H | W | G | P | T | R | V | I | B | A | R | E |
| T | D | S | A | S | O | A | A | S | Y | R | S | S |
| W | D | E | I | T | M | O | L | L | Z | T | E | S |
| O | E | E | N | F | E | W | L | E | S | A | M | E |
| O | S | N | I | U | R | H | E | N | L | N | A | E |
| D | B | O | A | T | S | S | Y | T | L | A | R | R |
| L | L | P | E | D | O | W | I | E | I | L | T | T |
| H | C | A | S | T | L | E | D | F | H | Y | Y | K |
| S | E | G | A | T | T | O | C | A | I | L | I | U |
| A | S | R | E | W | O | L | F | M | S | E | A | L |

VALLEY
CASTLE
SAND
REMOTE
SCOTLAND

SEA
SEAL
ROCKPOOL
TREES
TARTAN

BOATS
HILLS
WAVES
RUINS
COTTAGES

DRIFTWOOD
SHELLS
FISH
FLOWERS
GORSE



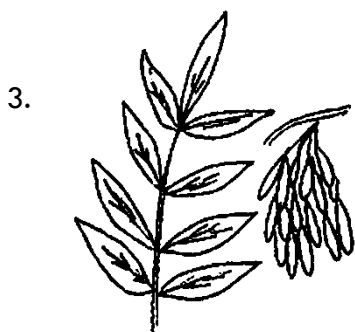

How many of these words did you find? Put your score in the box.

| |
|----|
| / |
| 20 |



Which leaf belongs to which tree?

Match the leaf to the correct tree.



Horse Chestnut

Willow

Pine

Ash

Oak

Did you match them correctly? Put your score in the box.

Look out for these when you go for a walk!



Can you answer these questions correctly?

1. What is the Capital of Scotland?

Glasgow

Inverness

Edinburgh

Fife

2. What is the name of the skirt that men wear in Scotland?

Scot-skirt

Kilt

Milt

Kimono

3. What does loch mean?

Hill

Lake

River

Mountain

4. What is the name of the highest mountain in Scotland?

Ben Nevis

Matt Tenant

Mount Scot

Arthur's Seat

5. What is haggis?

A hat

A county

A traditional Scottish
food

A musical instrument

6. What is the old spoken language of Scotland?

Gaelic

Celtic

Gallic

Latin

7. In 1603 when Queen Elizabeth I died, which Scottish King also became King of England?

King Arthur

King James VI

King Fergus II

King Duncan

8. What colours are in Scotland's flag?

Blue and white

Red and white

Blue and red

Blue and yellow

9. What do Scottish people traditionally have for breakfast?

Bacon and eggs

Waffles

Porridge

Fruit and yogurt

To find the answers turn over...

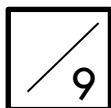


Answer sheet:

Question & Answer:

1. Edinburgh
2. Kilt
3. Lake
4. Ben Nevis
5. A traditional Scottish food
6. Gaelic
7. King James VI of Scotland (he became James I of England too!)
8. Blue and white
9. Porridge

How many did you get right?



Fact:

Believe it or not in Scotland it is normal for men to wear skirts. These skirts are called **Kilts**. A **kilt** is made from a woollen cloth that is in a tartan pattern.

It was traditional for men wearing a **kilt** to not wear any pants! Ewwwww.

Originally a kilt was 5 meters long and was worn as a skirt with lots of pleats. Any leftover material was pinned over the left shoulder.



Colour in the bag pipe player below.

Fact:

A **Bagpipe** is a wind instrument. They used to be made from the skin of an animal, turned inside out. Yuk!



Design your own Scottish home

Imagine you are a Scottish Laird or Lady who wants to build a new home. What type of home would you have? A tower, a castle, a manor or a mansion? Draw your dream Scottish home below. Would it be by the sea or up in the mountains?



Bake some shortbread

Shortbread was originally a Scottish medieval biscuit bread. The left over ingredients from the bread was made into biscuits. Through time butter was added to make the shortbread that we have today. Butter was an expensive ingredient so shortbreads became a special treat for special occasions like Christmas.

Here's a simple recipe for you to try. You might need the help of an adult.

200g plain flour
50g caster sugar plus extra for
sprinkling
75g fine semolina

Zest of ½ lemon
160g cold unsalted butter
Pinch of salt

Remember to pre-heat the oven: fan 150 °C or electric 170 °C: Gas 3.5

- Grease a shallow cake tin
- Mix the flour, caster sugar, semolina and a pinch of salt in a bowl
- Add the lemon zest and butter and rub them into the mixture until it feels like breadcrumbs
- Lightly press the mixture into the cake tin (don't press it in too much). Use a knife to draw the lines where you want it to break when it's cooked and prick it all over with a fork.
- Bake for 30-35 minutes until golden
- Leave to cool and then sprinkle some sugar on top
- Carefully cut into fingers or slices along your lines and then they're ready to eat!

