

History



Find out about Lower Porthmeor's past...

Hello! Welcome to Lower Porthmeor. My name is Arthur Berryman but you can call me Captain Arthur! I have lived here since I was born in 1840.

My family have lived on this land for as long as I can remember. My dad was a dairy farmer. That means we had lots and lots of cows. We also kept some pigs, horses and sheep. We grew wheat and barley too! It was always busy working on the farm. Dad and I got up at 5am each day to check on the animals and look after them.

When I was very little we lived in the **Farmhouse** but as our farm grew bigger Dad built a new house next to it. I called it the **Captain's House!** After that, we kept animals in the farmhouse in winter. In spring we put the lambs in the farmhouse to keep them safe from foxes. I loved cuddling them they were so warm and fluffy!



If dad and I finished early I was allowed to ride the horses (if they weren't tired out from pulling ploughs all day!) I loved riding across the heathlands down to Porthmeor Cove. If it was hot I'd even go for a paddle in the sea. Jock my horse always came in with me! I spent hours listening to the waves crashing into the cliffs; it made me feel peaceful.

Once when we were riding back Jock's shoe came loose. Thankfully Willy the blacksmith was at home (he lives right by us at what is now called **Arra Venton**). Willy quickly made Jock a new shoe and attached it to his hoof.



There was a **chapel** next door to Willy's cottage where we went every Sunday. Lots of the local miners came to our chapel. They are very brave. They go underground and dig for tin. They told me that it's like being a mole, tunnelling underground. They even eat their lunchtime pasty down there! When I grow up I want to be a captain in a tin mine. What do you want to be?

Fact:

A **Chapel** is a small building that Christians use to worship God.

.....

After Sunday lunch all my brothers, sisters, Willy's children and I would go and play out on the heathlands and down by the stream. It was great fun. We played chase, hide and seek and race one another. Our favourite thing was playing in a stream; we spent hours building up stones to make mini waterfalls.

What is your favourite game to play? Describe it below.

.....


.....

.....

Unruly Rulers

Who were the Saxe-Coburgs and Windsors?

Saxe-Coburg was the surname of German Prince Albert who was Queen Victoria's husband. When Victoria died **Saxe-Coburg** continued as the royal family surname. It changed to **Windsor** in 1917 because England was fighting against Germany in World War One and the King was worried British people wouldn't like a German royal family anymore - so he changed them to **Windsors**, after the castle.



King Edward VII

He loved shooting game and had an eye for the ladies! A granddad by the time he became king, he wanted peace not war.




King Edward VIII

A romantic and selfish king. Married the woman he loved and 6 months later gave the throne away to his brother, George.



Queen Elizabeth II

Good queen Lilibet has been on the throne the longest of all the rulers! She loves animals and has 5 corgis. Woof woof!



Prince William

1837

Queen Victoria

A good queen who was never 'amused'. She ruled more than a fifth of the earth's population as Empress – Wowza!



1901

King George V

A boring but good king. He loved stamps but also loved his country, always trying to do the best for it.




1910

1936

King George VI

A very good king who loved his people. Even when Buckingham Palace was bombed in World War Two he stayed in London with his family to show everyone was in it together!



1952

Who's next???

Prince Charles





Meet Queen Victoria

– who was on the throne when Arthur Berryman lived at Lower Porthmeor.



Hi Vicky!

So when did you become queen?

I became queen on the 20 June 1837 when I was 18.

What's your nickname?

Some people call me The Grandmother of Europe. I had 9 children who married different European princes and princesses. I had 42 grandchildren in total!

What is your favourite thing to do?

I loved visiting Scotland. I even built a castle so that I could go all the time!

What is the naughtiest thing you've ever done?

How dare you, I am never naughty. Everyone must be well behaved at all times.

Design



What does The Farmhouse look like?

Can you walk all the way around it?

Can you use any of these words to describe the building? Draw a circle around the ones that do.

Does The Farmhouse look like other buildings in Lower Porthmeor? What's different?

Safe

Pretty

Stone

Symmetrical

Square

Friendly

Tall

Industrial

Brick

Home

Elegant

Low

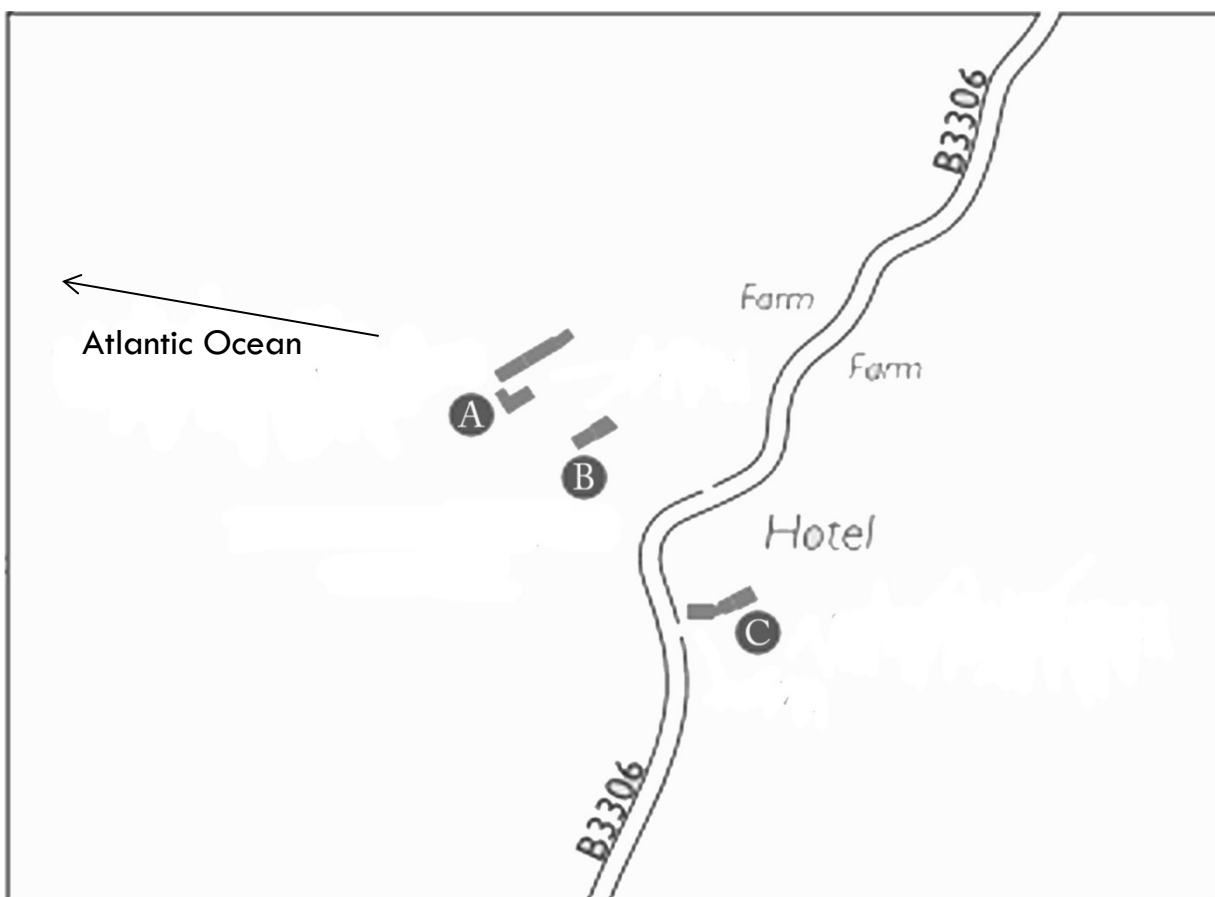
People have been farming this land since the Iron Age, that's over 1,800 years ago – amazing hey! The Farmhouse is quite new it was built around the year 1800 for the farmer who worked on these lands. The front is made of the stone called granite and has been shaped into neat blocks. It was expensive to make these neat granite blocks so it was only used on the front to make the house look more elegant.

There are three Landmarks at Lower Porthmeor. What is the name of each lettered Landmark on the map? Put the right letter in each building's box.

Arra Venton

The Captain's House

The Farmhouse






Buildings are quite easy to draw. They are usually made up of lots of geometric shapes, like squares, triangles and circles.

Have a go at drawing the front of The Farmhouse.

Please tell an adult where you are going so they don't worry about where you are!
And don't worry if you make a mess of your drawing, just use the other side.





What is The Farmhouse built from?

Fact:

Some buildings were built from stone that was dug out of the ground when farmers ploughed the fields, other buildings were made from stone that was quarried and cut into neat shapes and sizes. There are still many stone quarries around the country today, where people get stone out of the ground.

The Farmhouse is built from both types of stone. The stone at the front is called granite and has been shaped into neat blocks by masons (special stone carvers) while the rest of the house is made from **rubble stone** that has been dug or found in the ground, and used just as it is.

Stone is the solid foundation of the earth. It exists as huge mountains, rocks, stones or small pebbles washed smooth by water. There are lots of different types of stone, with different colours and textures. Some are better to build with than others.

Stone used to be taken out of the ground by hand. Today, a quarry is a place where stone is blasted out of the ground with explosives! The one in the picture shows what quarries look like now.



What other building materials can you find outside and inside The Farmhouse?

Circle what you can see and note down where you found them.

Stone

Glass

Wood

Plastic

Metal

Clay

Flint

Concrete

Brick

Ceramic

Quest



Discover more about The Farmhouse

The buildings at Lower Porthmeor have been here for over 200 years. In that time, many things have changed both inside and outside the building. Follow this Quest to discover more about it.

Can you find the dry stone wall?

A dry stone wall is made just by placing stones to fit into one another. There is no cement or mortar that other walls use to keep it together. Instead because the stones have been carefully placed and fit into one another the wall is strong. Have a go with smaller stones – it's not as easy as it looks!



Can you find the steps built into the dry stone wall?

This is to let walkers pass over the walls along the pathways.



Can you work out which way America is?

(Hint: It's where the sun sets)




**Have you found anything else interesting on your quest?
Write about it below and draw a picture of it in the box.**



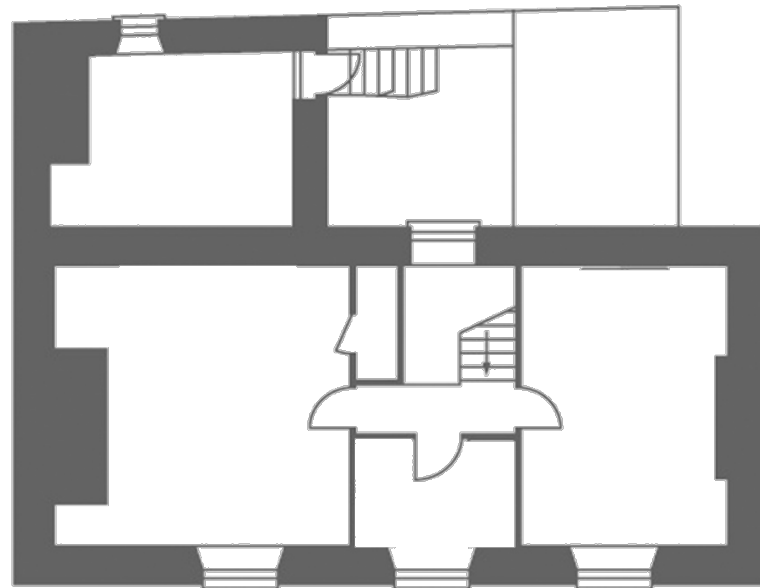
Living in The Farmhouse

The floorplan of a building is a map of the rooms. The Farmhouse has two floors. The plan below shows you the shape of each room. Take a walk around and write on the plan what each room is used for.

Ground Floor




First Floor



We use these symbols to show where beds, tables and bathrooms are. Draw the symbols on to the floorplans to show where the furniture is.



Bed



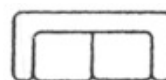
Rectangular (or a round) table




Bathroom



Cooker



Sofa



Kitchen sink



Can you find an example of each of these things inside The Farmhouse. Describe, or draw the object when you find it.

Your favourite chair

A large empty rectangular box for drawing or describing a chair.

The fireplace (is it an open fire or does it have a stove?)

A large empty rectangular box for drawing or describing a fireplace.

Draw the pattern of a rug on the floor

A large empty rectangular box for drawing or describing a rug pattern.

Fact:

Did you know that some of the oldest dry stone walls are in Cornwall. Some are thought to be from 5000BC. Dry stone walls aren't just in Britain; they are all over the world!

In the box below, draw the view from your bedroom window. What can you see in the distance? Are there any animals in the fields? Can you see the sea?

A large empty rectangular box for drawing a view from a window.



Lower Porthmeor Word Search

Now have a go at the word search. The words are all things you can see in this part of Cornwall. The words to find are at the bottom of the page.

C	F	L	A	B	I	R	D	S	W	X	P	L
R	O	B	S	E	L	B	B	E	P	N	Q	I
A	K	U	O	U	P	G	M	P	O	L	C	M
B	A	B	N	X	R	O	A	Z	P	I	L	P
S	E	E	R	S	O	F	E	V	E	L	I	E
D	H	N	O	T	R	E	R	B	E	E	F	T
N	I	R	S	O	S	Y	T	H	H	N	F	S
A	S	O	Y	N	T	H	S	L	S	W	S	P
S	T	C	O	E	E	T	W	I	G	A	I	F
L	M	K	R	P	R	A	E	H	D	V	O	A
F	I	S	H	C	E	B	O	K	N	E	E	U
Q	U	E	D	D	E	E	W	A	E	S	G	E
R	T	N	I	H	F	L	M	Q	I	L	T	N
B	A	T	E	S	L	O	O	P	K	C	O	R

STREAM
TREES
Stone
BIRDS
SHEEP

SURF
SAND
CRAB
CLIFFS
LIMPETS

ROCKS
SHELL
PEBBLES
SEAWEED
TIDE

ROCK POOLS
WAVES
SEA
COUNTRYSIDE
FISH

How many of these words did you find? Put your score in the box.

/
20



Can you answer these questions correctly?

1. What food is Cornwall most famous for?

Porridge

Pasty

Welshcake

Sausages

2. Which animal is not kept on a farm?

Cow

Goat

Pig

Hippo

3. What is the name of Cornwall's flag?

St Austell's Flag

Falmouth Flag

Arthur's Flag

St. Piran's Flag

4. What is the Cornish word for Cornwall?

Kernow

Canwook

Llanton

Cornwall

5. What is Cornwall's national bird?

Flamingo

Chough

Penguin

Pigeon

6. Which of these can't be mined?

Tin

Gold

Slate

Bananas

7. What part of England is Cornwall in?

North

Midlands

South East

South West

8. What time of year are lambs born?

Winter

Spring

Summer

Autumn

9. How long is Cornwall's coastline?

20 miles

1,000 miles

234,800 miles

433 miles

To find the answers turn over...



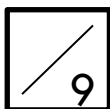


Answer sheet:

Question & Answer:

1. Pasty
2. Hippo
3. St Piran's Flag
4. Kernow
5. Chough (say 'chuff')
6. Bananas
7. South West
8. Spring
9. 433 miles

How many did you get right?



Fact:

Choughs (say 'chuff') are a type of crow. They have black feathers with red beaks and legs. Choughs have been in Cornwall since the 1200s. Their old Cornish name is **Palores** which means digger. No, not like the machine! It's because they dig for worms with their beaks.



Have a go at writing your own quiz to test your family and friends!

1.

a. b. c. d.

2.

a. b. c. d.

3.

a. b. c. d.

4.

a. b. c. d.

5.

a. b. c. d.

Design your own flag

Since ancient times flags have been used to identify groups of people, countries and armies. Flags are mainly used today to represent a country. Did you know that Cornwall has its own flag! It's called St. Piran's Flag and looks like the picture below.

Each colour has its own meaning:

Yellow: means truth, loyalty and justice



White: means bravery and strength

Red: means peace and honesty

Blue: means generosity



Green: means determination

Black: means hope, joy and love

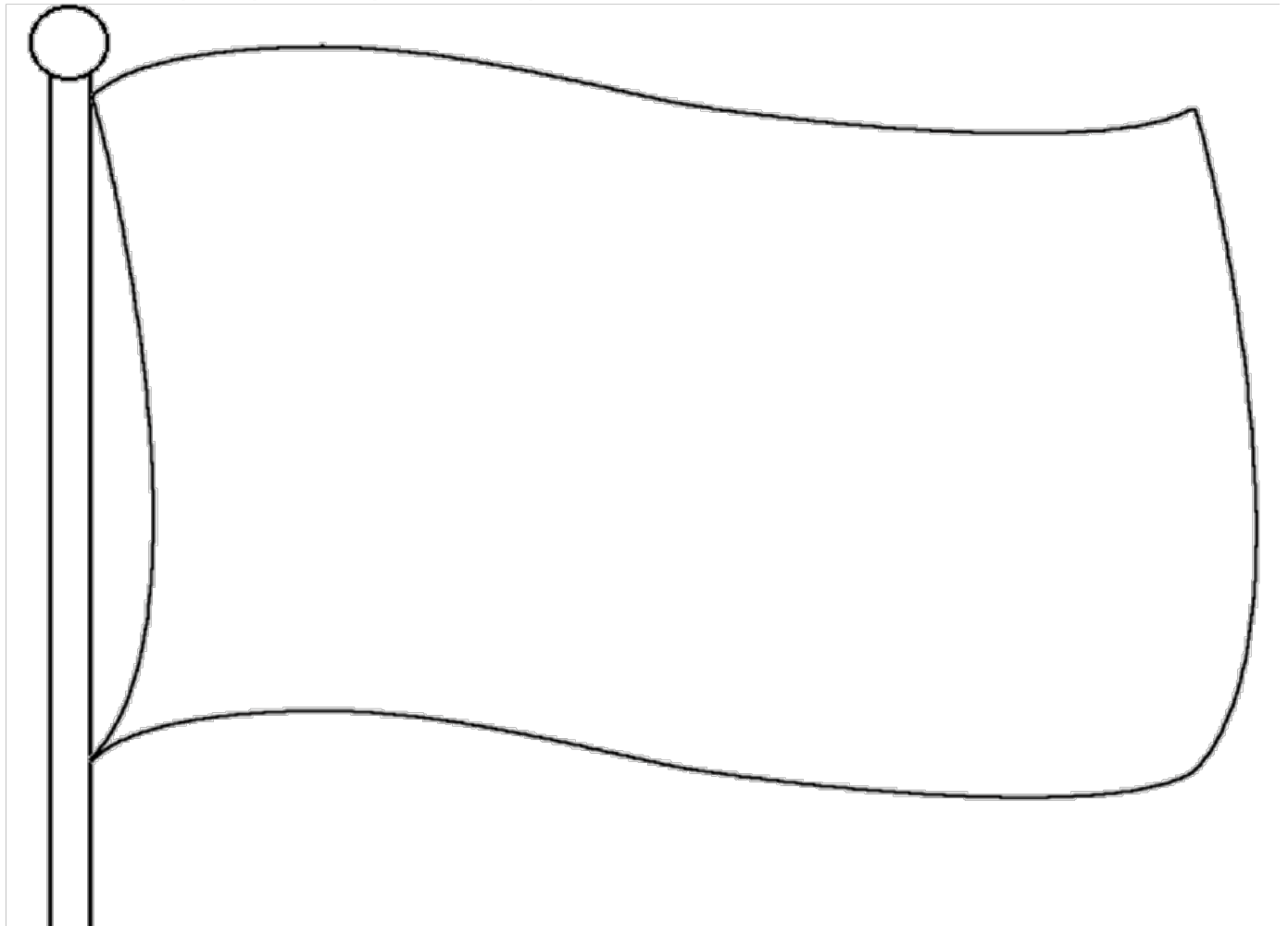


Flags also have lots of different symbols:

Stripe Cross Star Crescent Circle



Have a go at designing your own flag that best describes you! It can be as colourful and have as many shapes and pictures as you like.






Make an origami rabbit

Have a go at making your own origami rabbit with the paper on the next sheet.

You will need:

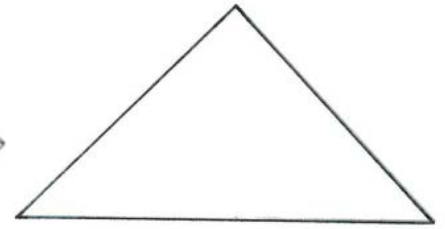
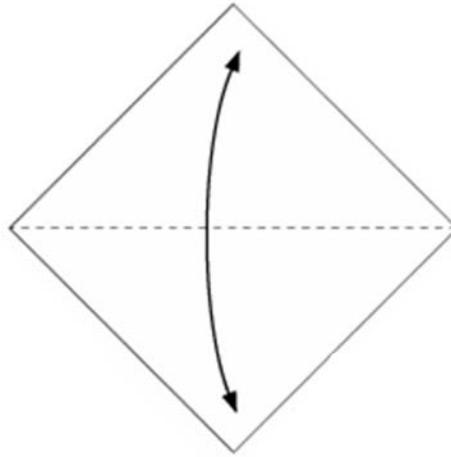
- Paper
- Scissors
- Colouring pencils



Step One:

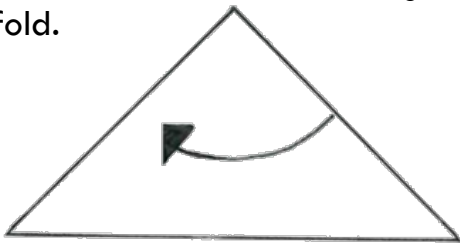
Cut the A4 piece of paper into a square. Follow the dotted lines on the sheet on the next page.

Then fold in half from top to bottom to make a triangle.



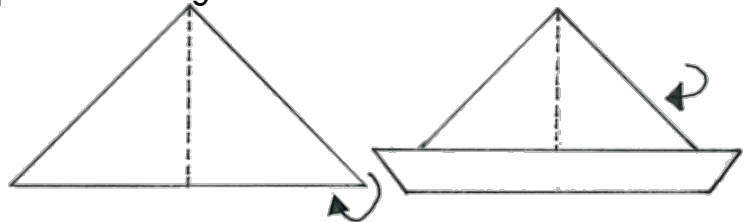
Step two:

Now fold the paper from right to left to make an even smaller triangle then unfold.



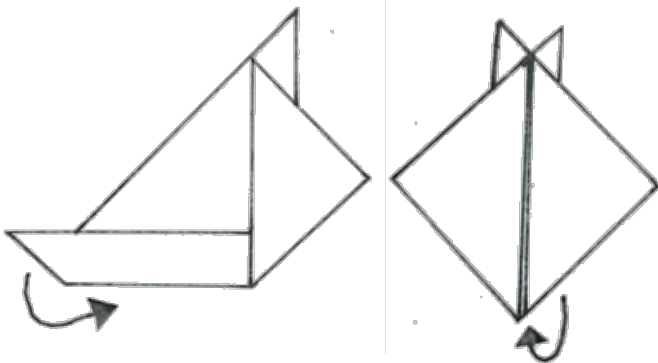
Step three:

Fold the bottom part of the paper up slightly. Then fold the right side so that the bottom edge meets the tip of the triangle.



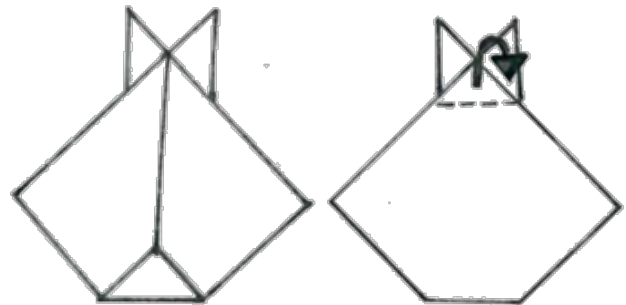
Step four:


Now fold in the left hand side, it should look like a diamond with two ears. Then fold a little bit of the bottom up to make the rabbits chin.



Step five:

turn the paper over and fold the top part of the paper away from you, tucking it in between. Now you have your rabbit you just need to colour it in and give it a face!








Create a shell photo frame

This is the perfect way to remember the seaside when you get home. You will need lots of different shells or little pebbles for this so if you go to the beach make sure you collect some. Get as many different shapes and sizes – it will make your photo frame more interesting!

You will need:

1 photo frame (it can be one you already have or get one from a charity shop)
Shells
PVA glue (make sure it's this sort of glue)
Spatula/ old paint brush
Glitter paint

- Make sure that all your shells are clean and dry.
- Cover the table with a tablecloth or newspaper – it may get messy!
- Now you can decorate – to stick the shells onto the photo frame put some PVA glue onto the edges of the shell using a spatula/ old paint brush. Press the shell onto the frame - careful not to knock the shells already on the frame as you glue more shells on.
- Leave the glue to dry for at least 3 hours (it may take longer)
- Check glue has dried by gently trying to move shells
- Once dry the frame is finished - unless you want to paint the shells or put some glitter paint on the shells to make them sparkle!
- When you get home put in a photo of your holiday at Lower Porthmeor.





Bake some scones

If you haven't ever had a scone you are missing out! Devon and Cornwall are famous for their scones. They are plain cakes that you cut in half and spread clotted cream and jam on each side. This is called a cream tea. Mmmm I could eat scones all day!

Here's a simple recipe for you to try. You might need the help of an adult.

75g of butter

1 large egg

225g of self-raising flour

2 tbsp milk

Pinch of salt

Clotted cream

40g caster sugar

Jam

Pre-heat the oven: fan 220 °C : 425 °F : Gas 7

- Grease a baking tray.
- Sift flour and salt into bowl. Rub butter into the mixture until it looks like breadcrumbs. Add the sugar.
- Beat the egg and buttermilk together in a separate bowl.
- Add the egg and milk mixture to the flour mixture. Mix it all together with a spoon and then with your hands. This is called dough (say 'doh').
- Put some flour on the work top and then put the ball of dough onto it.
- Roll the dough into a circle (about 2.5cm thick). Then cut out the scones (if you don't have a cutter use a glass, making sure it too gets flour on the rim).
- Put them onto the baking tray and brush them with milk. Bake on the top shelf for 10-12 minutes.
- Let them cool and then serve with lots of clotted cream and jam! Yum!

