

History




Find out about Coombe's past...

Hello! Welcome to Coombe. My name is Amy Tape and I lived here in Coombe since I was born in 1895. My family have lived here for as long as anyone can remember!

My grandad, John Tape was the carpenter and miller here. He built **The Carpenter's Shop** so he could do wood and iron work. After him, my dad and his brothers Archie and Claude ran the mill and the Carpenter's Shop. People from Morwenstow and Kilkhampton also came to the shop to get new horse shoes fitted. If I was lucky I was allowed to ride the horses after. I'd ride them over the stream down to Duckpool beach and across the hills to Sandymouth beach. I loved the sound of the waves crashing into the cliffs.



My whole family lived here in Coombe. My brother Archie lived in **Hawkers Cottage** with his wife and two sons who were a little bit younger than me. The rest of our family all lived in the Mill House. I spent hours playing in the stream making dams and trying to catch insects with the boys! It was so funny when they fell over and got soaked. In the box draw the boys falling in the stream.






Lots of people visited our valley on their walking holidays. When we moved into the Mill House Mum turned **Ford Cottage** where we used to live into a tea room. Mum baked lots of cakes and scones each day fresh for our customers. I'm sure the smell of scones brought people into the valley! Everyone said they had never had a cream tea as delicious (say 'del-lish-ous') as Mum's.



The clotted cream was made at Uncle Claude's farm and Mum made the jam herself. Just thinking about those scones makes me want one with lots of cream and jam! I always put cream on my scone first before the jam. How do you like yours?

.....



I loved flowers and spent hours gardening making **Mill House** look pretty. Mrs Boycott who lived at **Coombe Corner** sometimes helped me, especially when we had to plant all the flowers in winter to be ready for spring. Some of the visitors picked my flowers – how rude! I'd send one of Archie's boys after them and make them give us some money for it. That'll teach them!

The tea rooms had so many visitors in summer we had to get extra people to help. Uncle Claude bought The **Chapel** and built a bungalow onto it so that the tea room workers and visitors had somewhere to stay. I don't think Reverend Hawker who bought the chapel to Coombe in the 1800s would be happy about people living there! Good thing he didn't know we didn't use it as a church anymore!

Fact:
A **Chapel** is a small building that Christians use to worship God.

I hope you have as much fun in Coombe as I did. You might even be lucky and find a cream tea as good as my mums!

Unruly Rulers

Who were the Saxe-Coburgs and Windsors?

Saxe-Coburg was the surname of German Prince Albert who was Queen Victoria's husband. When Victoria died **Saxe-Coburg** continued as the royal family surname. It changed to **Windsor** in 1917 because England was fighting against Germany in World War One and the King was worried British people wouldn't like a German royal family anymore - so he changed them to **Windsors**, after the castle.



King Edward VII

He loved shooting game and had an eye for the ladies! A granddad by the time he became king, he wanted peace not war.



King Edward VIII

A romantic and selfish king. Married the woman he loved and 6 months later gave the throne away to his brother, George.



Queen Elizabeth II

Good queen Lilibet has been on the throne the longest of all the rulers! She loves animals and has 5 corgis. Woof woof!



Prince William

1837 Queen Victoria

A good queen who was never 'amused'. She ruled more than a fifth of the earth's population as Empress – Wowza!



1901

1910 King George V

A boring but good king. He loved stamps but also loved his country, always trying to do the best for it.



1936

1936 King George VI

A very good king who loved his people. Even when Buckingham Palace was bombed in World War Two he stayed in London with his family to show everyone was in it together!



1952

Who's next???

Prince Charles





Meet Queen Victoria

– who ruled when Amy Tape was born.



Hi Vicky!

So when did you become queen?

I became queen on the 20 June 1837 when I was 18.

What's your nickname?

Some people call me The Grandmother of Europe. I had 9 children who married different European princes and princesses. I had 42 grandchildren in total!

What is your favourite thing to do?

I loved visiting Scotland. I even built a castle so that I could go all the time!

What is the naughtiest thing you've ever done?

How dare you, I am never naughty. Everyone must be well behaved at all times.

Design



What does Ford Cottage look like?

Can you walk all the way around it?

Can you use any of these words to describe the building? Draw a circle around the ones that do.

Does Ford Cottage look like other buildings in Coombe? What's different?

Safe

Pretty

Stone

Symmetrical

Square

Friendly

Tall

Industrial

Brick

Home

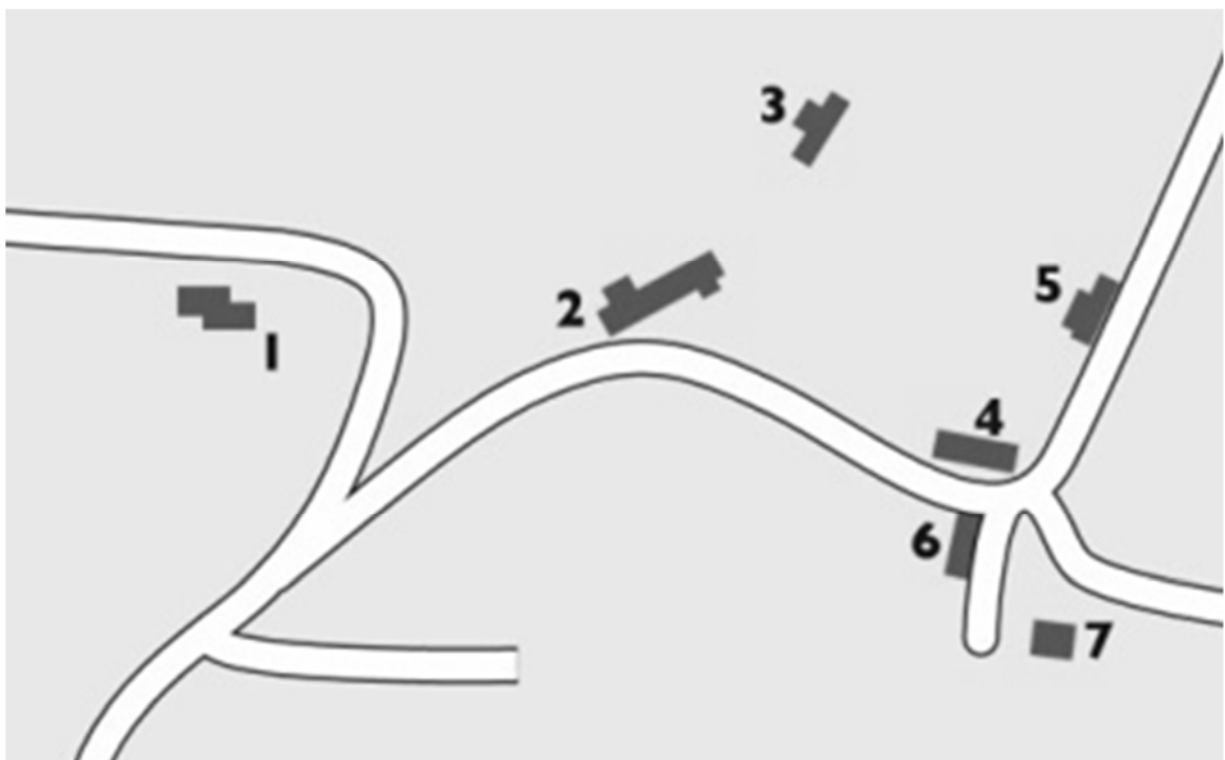
Elegant

Low

Ford Cottage was built around 1650. It is the oldest building in Coombe. It originally had three rooms and an upstairs which was probably like a loft. In the 1800s there was a cider press where the master bedroom now is. Here they turned apples and pears in cider. Hic!

What is the name of each numbered building on the map? Put the right number in each building's box.

- | | | | |
|---|---|--------------------------------------|---|
| <input type="checkbox"/> Hawkers Cottages | <input type="checkbox"/> Coombe Corner | <input type="checkbox"/> Mill Houses | <input type="checkbox"/> The Carpenter's Shop |
| <input type="checkbox"/> Ford Cottage | <input type="checkbox"/> Chapel Cottage | <input type="checkbox"/> The Mill | |






Buildings are quite easy to draw. They are usually made up of lots of geometric shapes, like squares, triangles and circles.

Have a go at drawing the front of Ford Cottage.

Please tell an adult where you are going so they don't worry about where you are!
And don't worry if you make a mess of your drawing, just use the other side.






What is Ford Cottage built from?

Thatch

Thatch is a roof covering made of straw or reeds held in place with ropes, stones and mud. It is popular in houses in farming areas as they have lots of straw. A thatched roof can last 50 to 100 years!



Lime

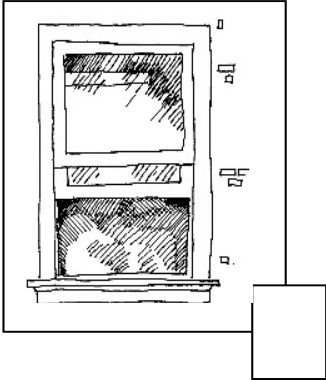
To protect it, the building has been covered in **lime**. No silly, not the juice from the fruit! Lime is burnt limestone that looks like chalk. To make paint, lime is mixed with water. That's why the building is white.

Cob walls

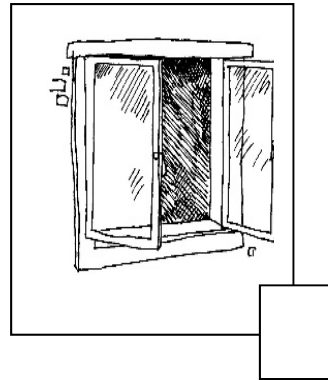
Cob is a mixture of clay, straw, gravel and sand that is used to make the walls. These walls are 2 feet thick. It's basically a mud house! So long as the mud walls stay dry and protected they can last for ages!




The size and shape of windows tells you a lot about the age and style of the building. What type of windows does Ford Cottage have?



Sash

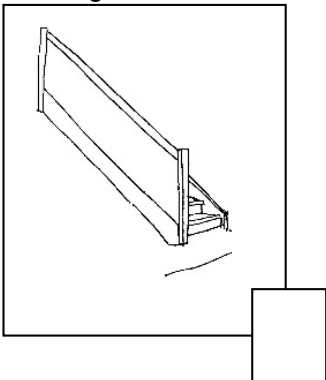


Casement (it opens)

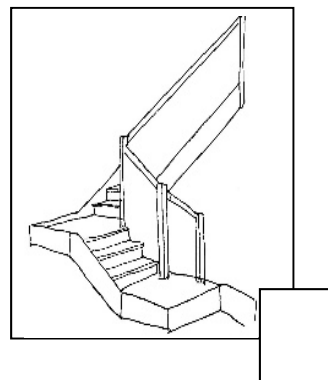


Dormer or attic (in the roof)

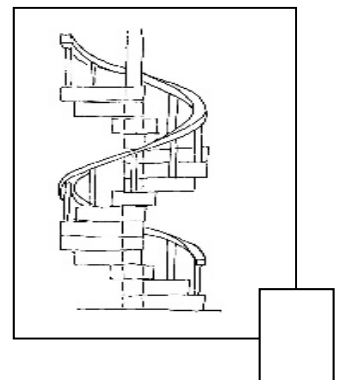
There are many different styles of staircases. Which style is closest to the staircase at Ford Cottage?



Straight




Quarter turn




Spiral

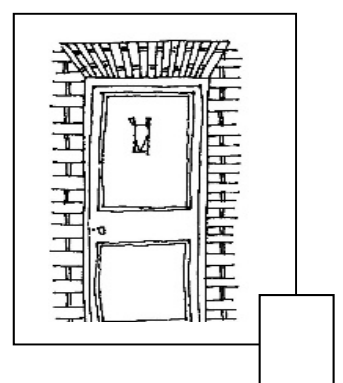
Entrances can be grand or simple. Which front door is most like the one at Ford Cottage?



Tudor arch



Porch



Doorframe



Discover more about Ford Cottage

People have lived in this valley since the Iron Age. That's over 2500 years ago! Ford Cottage is the oldest building in Coombe and was built in the 1600s. In that time, many things have changed both inside and outside the building. Follow this Quest to discover more about it.

Can you find the cloam bread oven?

Fact:

A **bread oven** was built into the side of the chimney breast and use for baking bread. It used to have an iron door. You put a big bundle of twigs in and set them on fire. The bricks around heated up, so it was as hot as an oven! Once the ashes were raked out, then you could bake your break. Please don't try it today!



Can you find the bubble in the glass window?

How many of the windows can you find with these in them?



Can you find the mill stones?


You will have to walk to the Mill House to find these (don't forget to tell an adult where you're going!)

These stones were used in the mill to grind the wheat.



Can you find the cross shaped window?

It is in the shape of a cross because Robert Hawker who lived in Hawkers Cottage was a Vicar. What shape window would you have? Draw it in the box below.






Living in Ford Cottage

The floorplan of a building is a map of the rooms. Ford Cottage has one floor. The plan below shows you the shape of each room. Take a walk around and write on the plan what each room is used for.


Ground Floor



We use these symbols to show where beds, tables and bathrooms are. Draw the symbols on to the floorplans to show where the furniture is.



Bed



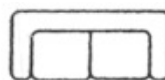
Rectangular (or a round) table




Bathroom



Cooker



Sofa



Kitchen sink



Can you find an example of each of these things inside Ford Cottage. Describe, or draw the object when you find it.

Your favourite chair

A large, empty rectangular box with a thin black border, intended for drawing or describing a favourite chair.

The fireplace (is it an open fire or does it have a stove?)

A large, empty rectangular box with a thin black border, intended for drawing or describing a fireplace.

Draw the pattern of a rug on the floor

A large, empty rectangular box with a thin black border, intended for drawing the pattern of a rug.

In the box below, draw the view from your bedroom window. What can you see in the distance? Are there any animals in the fields and stream or any trees that look very old and interesting?

A large, empty rectangular box with a thin black border, intended for drawing a view from a bedroom window.



Did you know that Coombe is a special protected area for bats?


Bats are mammals like humans (except they can fly!) A mammal is a creature that breathes air, has a back bone and grows hair. They fly using their hands. Like us they have two arms and two legs. Their skin stretches from their fingers to their body which makes wings for them to fly.

Bats are nocturnal. This means they come out at night and sleep all day. They sleep hanging upside down with their feet holding them in place. If you're lucky you might see them flying as the sun sets.

It's quite hard finding food in the dark so bats use their ears to help them. They can 'see' with their ears (huh?) Bats shout as they fly and listen for echoes to bounce back to tell if something is there. That's why they have such big ears – all the better for hearing with!

FALSE MYTH ALERT: Bats aren't blind! They can see just as well as us in twilight. But they only see in black and white (it must be like watching an old movie).

In the box below draw your own bat.





Coombe Word Search

Now have a go at the word search. The words are all things you can see near you at Coombe or at Duckpool beach. The words to find are at the bottom of the page.

C	F	L	A	B	I	R	D	S	W	X	P	L
R	O	B	S	E	L	B	B	E	P	N	Q	I
A	K	U	O	U	P	G	M	P	O	L	C	M
B	A	B	N	X	R	O	A	Z	P	I	L	P
S	E	E	R	T	O	F	E	V	E	L	I	E
D	H	N	O	H	R	E	R	B	E	E	F	T
N	I	R	S	A	S	Y	T	H	H	N	F	S
A	S	O	Y	T	T	H	S	L	S	W	S	P
S	T	C	O	C	E	T	W	I	G	A	I	F
L	M	K	R	H	R	A	E	H	D	V	O	A
F	I	S	H	C	E	B	O	K	N	E	E	U
Q	U	E	D	D	E	E	W	A	E	S	G	E
R	T	N	I	H	F	L	M	Q	I	L	T	N
B	A	T	E	S	L	O	O	P	K	C	O	R

STREAM
TREES
THATCH
BIRDS
SHEEP

SURF
SAND
CRAB
CLIFFS
LIMPETS

ROCKS
SHELL
PEBBLES
SEAWEED
TIDE

ROCK POOLS
WAVES
SEA
COUNTRYSIDE
FISH



How many of these words did you find? Put your score in the box.

/
20



Which leaf belongs to which tree?

Match the leaf to the correct tree.



Horse Chestnut

Willow

Pine

Ash

Oak

Did you match them correctly? Put your score in the box.

5



Can you answer these questions correctly?

1. What food is Cornwall most famous for?

Porridge

Pasty

Welshcake

Sausages

2. What type of roof is made from reeds?

Slate

Glass

Thatch

Stone

3. What is the name of Cornwall's flag?

St Austell's Flag

Falmouth Flag

Arthur's Flag

St. Piran's Flag

4. What is the Cornish word for Cornwall?

Kernow

Canwook

Llanton

Cornwall

5. What is Cornwall's national bird?

Flamingo

Chough

Penguin

Pigeon

6. What is the newest building in Coombe?

Coombe Corner

Hawkers Cottage

Mill House

The Carpenter's Shop

7. What part of England is Cornwall in?

North

Midlands

South East

South West

8. What King is thought to have lived at Tintagel?

King Ethelred

King Lancelot

King Cnut

King Arthur

9. How long is Cornwall's coastline?

20 miles

1000 miles

234800 miles

433 miles

To find the answers turn over...

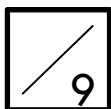


Answer sheet:

Question & Answer:

1. Pasty
2. Thatch
3. St Piran's Flag
4. Kernow
5. Chough
6. Coombe Corner
7. South West
8. King Arthur
9. 433 miles

How many did you get right?



Fact:

Choughs are a type of crow. They have black feathers with red beaks and legs. Choughs have been in Cornwall since the 1200s. Their old Cornish name is **Palores** which means digger. No not like the machine! It's because they dig for worms.



Write an acrostic poem describing your holiday at Coombe. Each line has to begin with the letter shown, so that the lines spell 'Coombe'.

C

O

O

M

B

E

Design your own flag

Since ancient times flags have been used to identify groups of people, countries and armies. Flags are mainly used today to represent a country. Did you know that Cornwall has its own flag! It's called St. Piran's Flag and looks like the picture below.

Each colour has its own meaning:

Yellow: means truth, loyalty and justice



White: means bravery and strength

Red: means peace and honesty

Blue: means generosity



Green: means determination

Black: means hope, joy and love

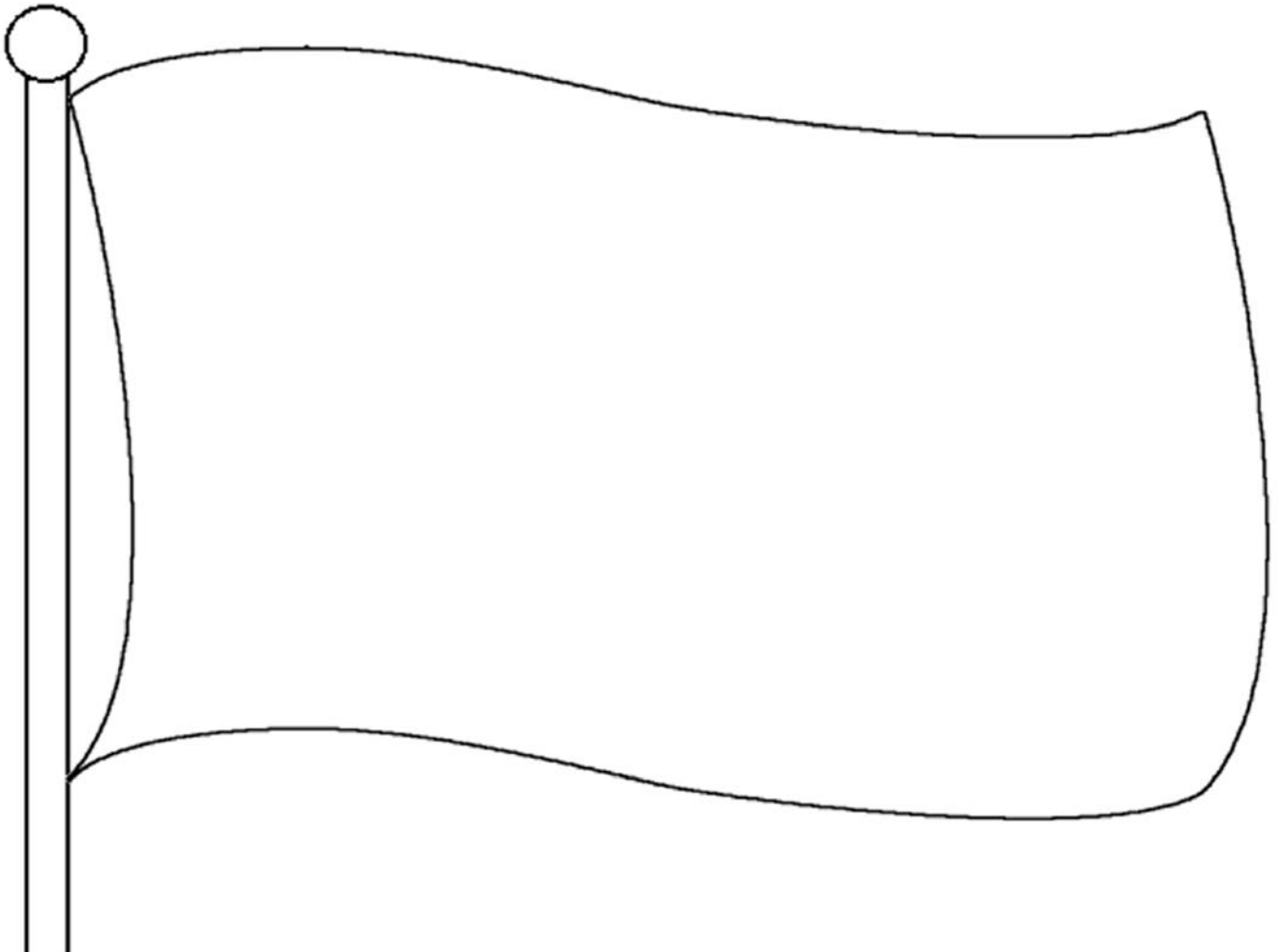


Flags also have lots of different symbols:

Stripe Cross Star Crescent Circle



Have a go at designing your own flag that best describes you! It can be as colourful and have as many shapes and pictures as you like.



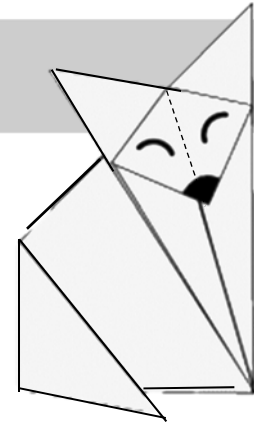


Make a woodland origami fox

Woodlands have lots of different animals living in them from rabbits, mice and insects to deer, birds and foxes. Have a go at making your own origami fox with the paper on the next sheet.

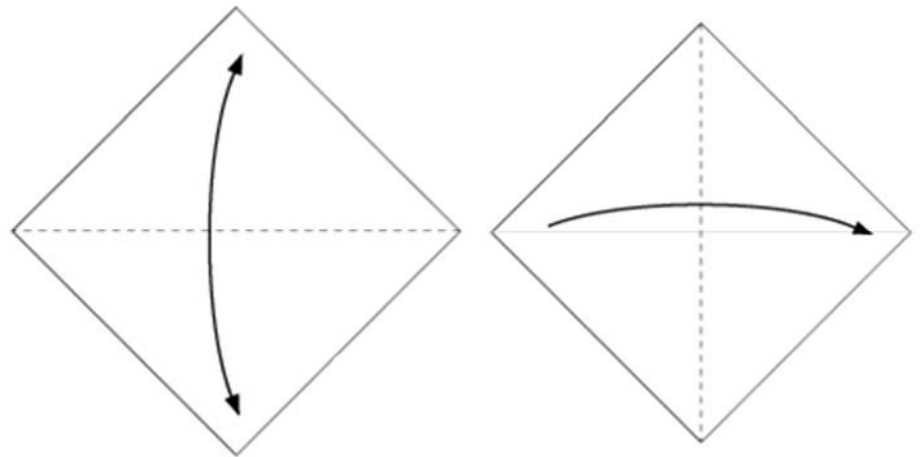
You will need:

- Paper
- Scissors
- Colouring pencils



Step One:

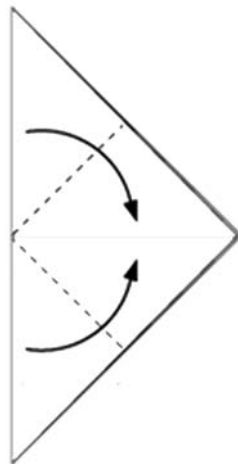
Cut the A4 piece of paper into a square. Follow the dotted lines on the sheet on the next page.



Then fold in half one way to make a crease, then open it up and fold it in half the other way.

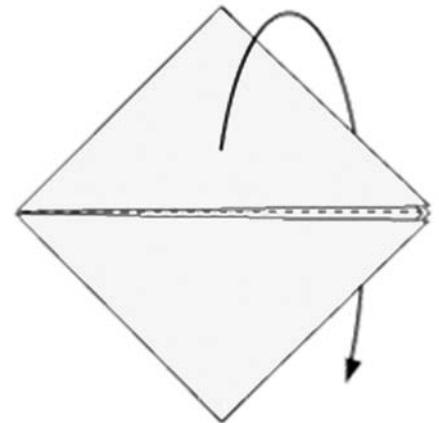
Step two:

Fold both sides in to make a diamond shape.



Step three:

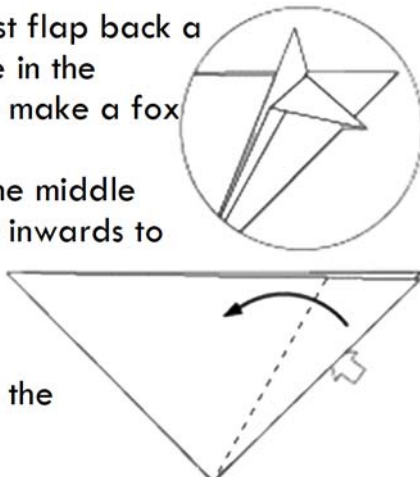
Once you have the diamond shape, fold the paper in on itself in half again so that all the flaps are on the outside edge.



Step four:

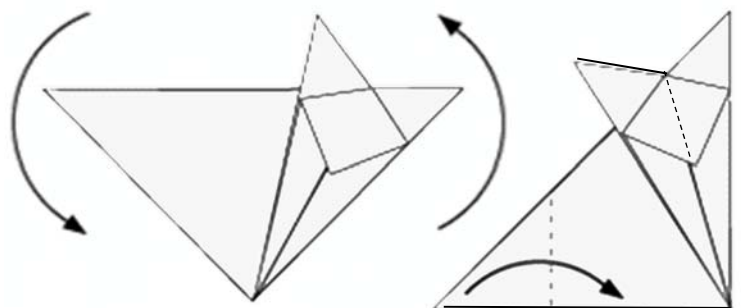
Fold the first flap back a little bit like in the diagram to make a fox ear.


Then with the middle flap push it inwards to make a Diamond shape that will be the fox's face.



Step five:

Turn the paper round so that it is at a right angle. Then fold the other corner inwards to create the fox's tail. Then colour and draw in the fox's face!








Create a shell photo frame

This is the perfect way to remember the seaside when you get home. You will need lots of different shells or little pebbles for this so if you go to the beach make sure you collect some. Get as many different shapes and sizes – it will make your photo frame more interesting!

You will need:

1 photo frame (it can be one you already have or get one from a charity shop)
Shells
PVA glue
Spatula/ old paint brush
Glitter paint

- Make sure that all your shells are clean and dry.
- Cover the table with a tablecloth or newspaper – it may get messy!
- Now you can decorate – to stick the shells onto the photo frame you will need to put some PVA glue onto the edges of the shell using a spatula/ old paint brush. Press the shell onto the frame and be careful not to knock the shells already on the frame when gluing more shells on.
- Leave the glue to dry for at least 3 hours (it may take longer)
- Check glue has dried by gently trying to move shells
- Once dry the frame is finished unless you want to paint on the shells or if you like glitter use some glitter paint to paint the shells and make them sparkle!
- When you get home put in a photo of your holiday at Coombe.





Bake some scones

If you haven't ever had a scone you are missing out! Devon and Cornwall are famous for their scones. They are plain cakes that you cut in half and spread clotted cream and jam on each side. This is called a cream tea. Mmmm I could eat scones all day!

Here's a simple recipe for you to try. You might need the help of an adult.

75g of butter

1 large egg

225g of self-raising flour

2 tbsp milk

Pinch of salt

Clotted cream

40g caster sugar

Jam

Pre-heat the oven: fan 220 °C : 425 °F : Gas 7

- Grease a baking tray.
- Sift flour and salt into bowl. Rub butter into the mixture until it looks like breadcrumbs. Add the sugar.
- Beat the egg and buttermilk together in a separate bowl.
- Add the egg and milk mixture to the flour mixture. Mix it all together with a spoon and then with your hands. This is called dough (say 'doh').
- Put some flour on the work top and then put the ball of dough onto it.
- Roll the dough into a circle (about 2.5cm thick). Then cut out the scones (if you don't have a cutter use a glass, making sure it too gets flour on the rim).
- Put them onto the baking tray and brush them with milk. Bake on the top shelf for 10-12 minutes.
- Let them cool and then serve with lots of clotted cream and jam! Yum!

