



Find out about Brinkburn Mill's past...

Hello, welcome to Brinkburn Mill! My name is Mary Shell, the year is 1888 and I'm 9 years old. How old are you?

I live in Brinkburn Mill with my Mum, Dad and my six brothers and sisters. Dad works as a **coachman** for Mrs Fenwick who owns the Brinkburn estate, she lets us live here for a small rent. The miller has his own little cottage elsewhere on the estate.

I love living here, even if it is a little crowded at times. My family only live in one half of the cottage and at night times all us children have to squeeze into one room together – I guess it keeps us warm in the winter though! Do you have any brothers or sisters? Do you share a room with them?



The mill was used to grind wheat when in the hands of the Monastery.



Fact:

A **coachman** (say *ko-ch-man*) is the driver of a horse-drawn coach. Coachmen sometimes get called 'whips' or 'coachees'.

The Royal Mail used to use stagecoaches to transport all the mail – a letter took longer to arrive than in today's vans and lorries!

Fact:

Henry VIII wanted to divorce his wife Catherine, but the Pope in Rome wouldn't let him so he broke away from the Roman Catholic Church and formed his own church; the Church of England.

He ordered wealthy Catholic monasteries to be shut down and for their buildings and lands to be sold. This was called the **Dissolution of the Monasteries**.

A **Monastery** is a religious house where monks live and dedicate themselves to God.

Mum says that the mill you see today was built in 1800, but that there has been a mill on this site since **medieval** (say *med-ee-eval*) times. The Augustinian monks from Brinkburn Priory used to grind wheat from their farmlands in the original mill; they'd use the wheat to make bread.

When Henry VIII got cross and left the Catholic church in 1533, he ordered the **Dissolution** (say *diss-oh-loo-shun*) of the Monasteries. The monks left and the mill came to the Fenwick family.




Did you know?

Salmon are born in fresh water, like rivers, they then swim to the sea to live and return to the river to lay their own eggs.

When dad isn't working he teaches us how to fish – the river Coquet is full of salmon and sea trout. When we catch a big one we take it home and mum cooks it up with potatoes and whatever veggies have grown in our vegetable patch – it's delicious!

What's your favourite meal?



Salmon



Red Squirrel

Another of my favourite things to do here is explore in the woods – it's so peaceful and I have a tree I like to climb to escape all the noise of my brothers and sisters! I take my sketch book and draw pictures of the wildlife I see – sometimes I am lucky enough to see a red squirrel. Have you ever seen one? They are quite rare now. They have long tufts of hair on their ears and are a beautiful red/orange colour!

Perhaps you'd like to draw some of the wildlife you've spotted in the box below? Or you could copy your favourite from a book.

Unruly Rulers

Who were the Saxe-Coburgs and Windsors?

Saxe-Coburg was the surname of German Prince Albert who was Queen Victoria's husband. When Victoria died **Saxe-Coburg** continued as the royal family surname. It changed to **Windsor** in 1917 because England was fighting against Germany in World War One and the King was worried British people wouldn't like a German royal family anymore - so he changed them to **Windsors**, after the castle.



King Edward VII

He loved shooting game and eye for the ladies! A grandad by the time he became king, he wanted peace not war.

1901



King Edward VIII

A romantic and selfish king. Married the woman he loved and 6 months later gave the throne away to his brother, George.


1936



Queen Elizabeth II

Good queen Lilibet has been on the throne the longest of all the rulers! She loves animals and has 5 corgis. Woof woof!


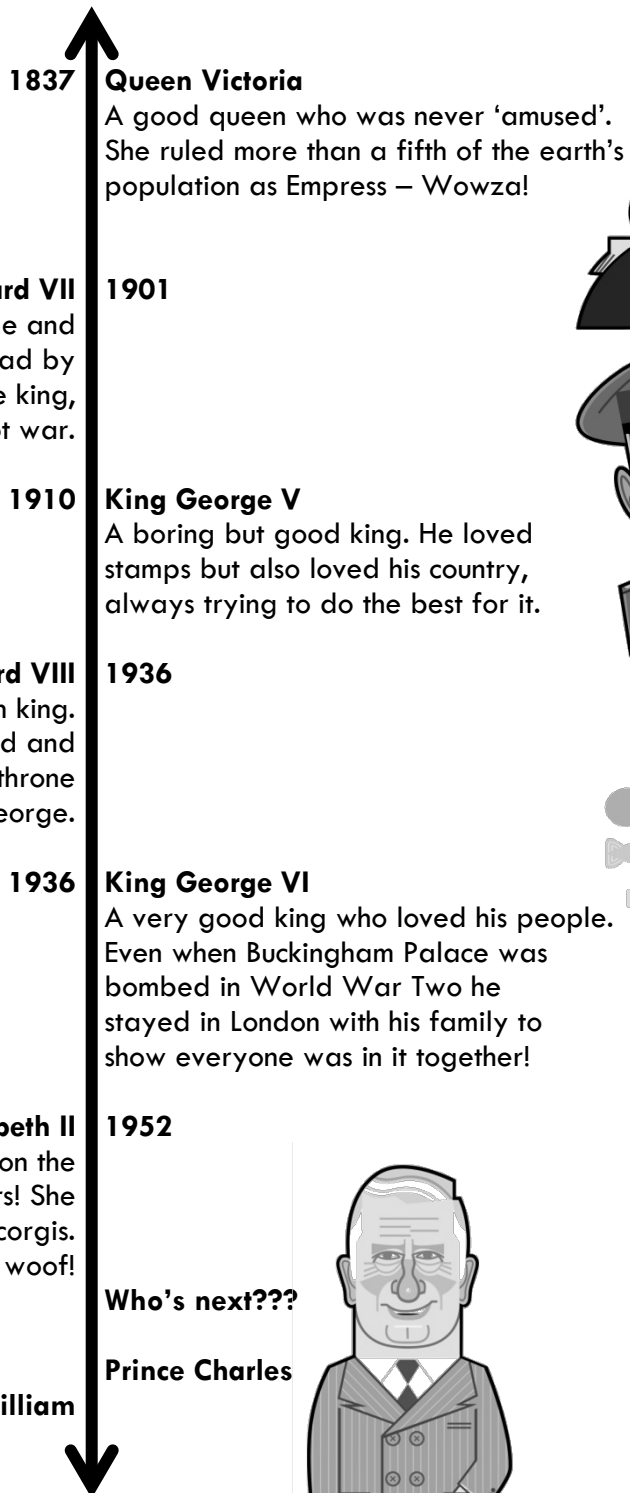
1952



Prince William

Who's next???

Prince Charles





Meet Queen Victoria

– who ruled when Mary lived at Brinkburn Mill.



Hi Vicky!

So when did you become queen?

I became queen on the 20 June 1837 when I was 18.

What's your nickname?

Some people call me The Grandmother of Europe. I had 9 children who married different European princes and princesses. I had 42 grandchildren in total!

What is your favourite thing to do?

I loved visiting Scotland. I even built a castle so that I could go all the time!

What is the naughtiest thing you've ever done?

How dare you, I am never naughty. Everyone must be well behaved at all times.



What does the Brinkburn Mill look like?

Can you walk all the way around it?

Can you use any of these words to describe the building?
Draw a circle around the ones that do.

Does Brinkburn Mill look like other buildings in the area?

Castle

Tall

Pretty

Industrial

Stone

Brick

Symmetrical

Home

Square

Elegant

Friendly

Low

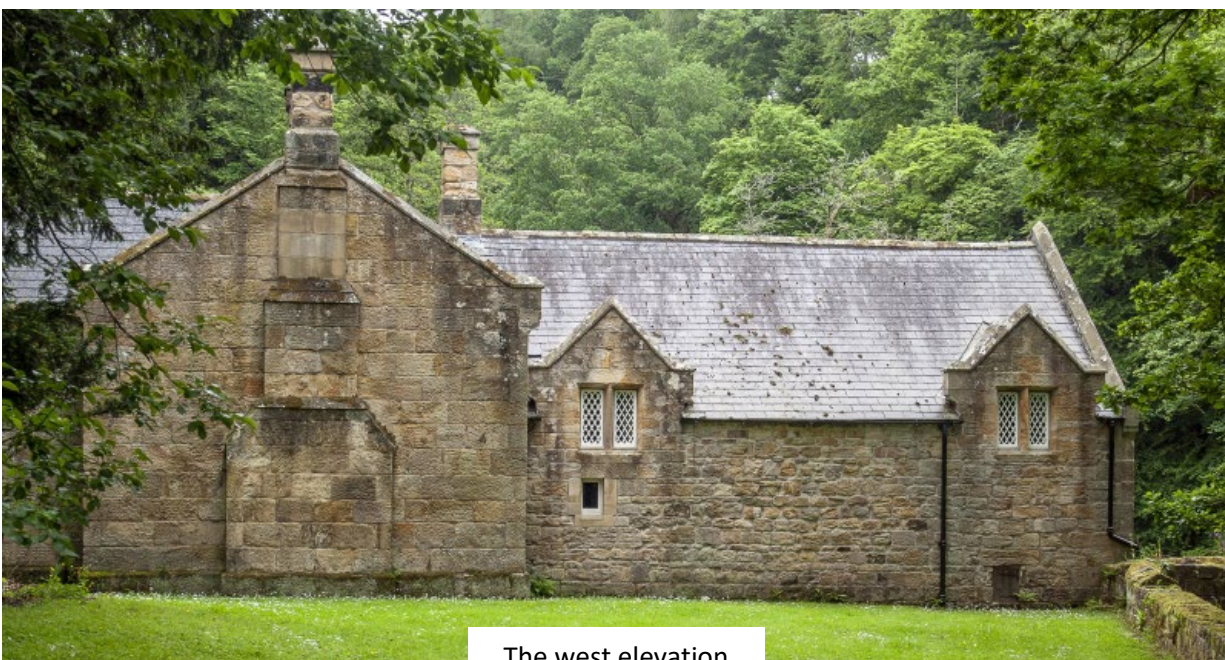
The Brinkburn Mill that you see today was built in 1800, however it's thought that it stands on the site of a **medieval** (say *med-ee-eval*) mill.

The first mill was built so that the monks from Brinkburn Priory could grind their own corn as well as the corn grown by the farmers who rented their lands. Water power was still used to grind corn when it was replaced, around 1800, with the building you are staying in.

The mill has gone through a number of changes since it was built – in the mid 1800s it was made bigger and a new roof was put on it; a painting by famous artist J.M.W Turner from 1825, shows the mill with a thatched roof, but now it is tiled in slate.

Fact:

The east and west sides of Brinkburn Mill are very different. The west-side, with its diamond pattern windows and stone **dormers** (the pointy bits over the top floor windows), faces the big house and so had to be more decorative.



The west elevation



What is the Brinkburn Mill built from?

Fact:

Some buildings were built from stone that was dug out of the ground when farmers ploughed the fields, other buildings were made from stone that was quarried and cut into neat shapes and sizes. There are still many stone quarries around the country today, where people get stone out of the ground.

Stone houses were once cheaper to build than brick ones. Once we could transport bricks up and down the country on the canals and railways, brick buildings become cheaper and more popular.

Stone is the solid foundation of the earth. It exists as huge mountains, rocks, stones or small pebbles washed smooth by water. There are lots of different types of stone, with different colours and textures. Some are better to build with than others.



In medieval and Tudor times, stone was still taken out of the ground by hand. Today, a quarry is a place where stone is blasted out of the ground with explosives! The one in the picture shows what quarries look like now.




People who work with stone are called stonemasons. They build walls, carve the stone into shapes or add patterns to its surface. They use a mallet and special tools called chisels to shape the stone. The picture on the right shows a stonemason carving stone.






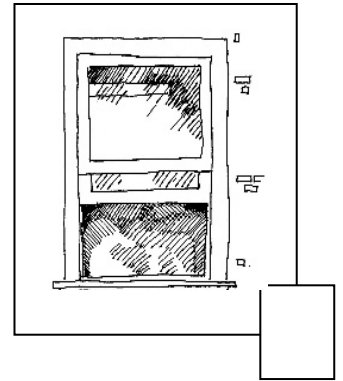
The size and shape of windows tells you a lot about the age and style of the building. What type of windows does Brinkburn Mill have?



Fixed Picture



Casement

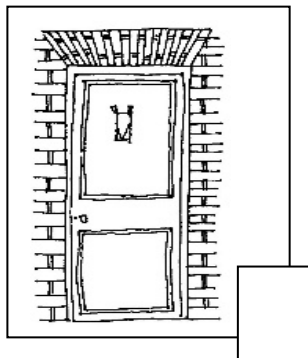


Sash


Fact:

Dormers were added to the west side of the mill to make it look more attractive when seen from the main house. Can you also spot the stone acorn on the roof?


Entrances can be grand or simple. Which of these is most like the front door of the Brinkburn Mill?



Doorframe



Porch



Canopy



Discover more about Brinkburn Mill

The Mill building you see today has been here since 1800 – that's over 200 years. Much has changed since it was built. Follow this quest to find out more about it...



Go outside and take a look at the water wheel. The wheel used to be linked to big cogs that turned the mill stone inside, in turn grinding the corn.

How many wooden paddles can you count?

Have you found the millstones – they are quite hard to miss! The corn was fed between two stones and milled down into flour that was then used to make bread and cakes – yum!

How many millstones can you find?



Go outside and take a look at the mill – can you see that there are very few windows on the ground floor? This is because the mill was never meant to be lived in. The miller didn't live here, he had his own little cottage on the estate instead.

The brick range in the kitchen was added in when the mill was extended. Can you imagine cooking in an oven like this?



Have you found the acorn yet?

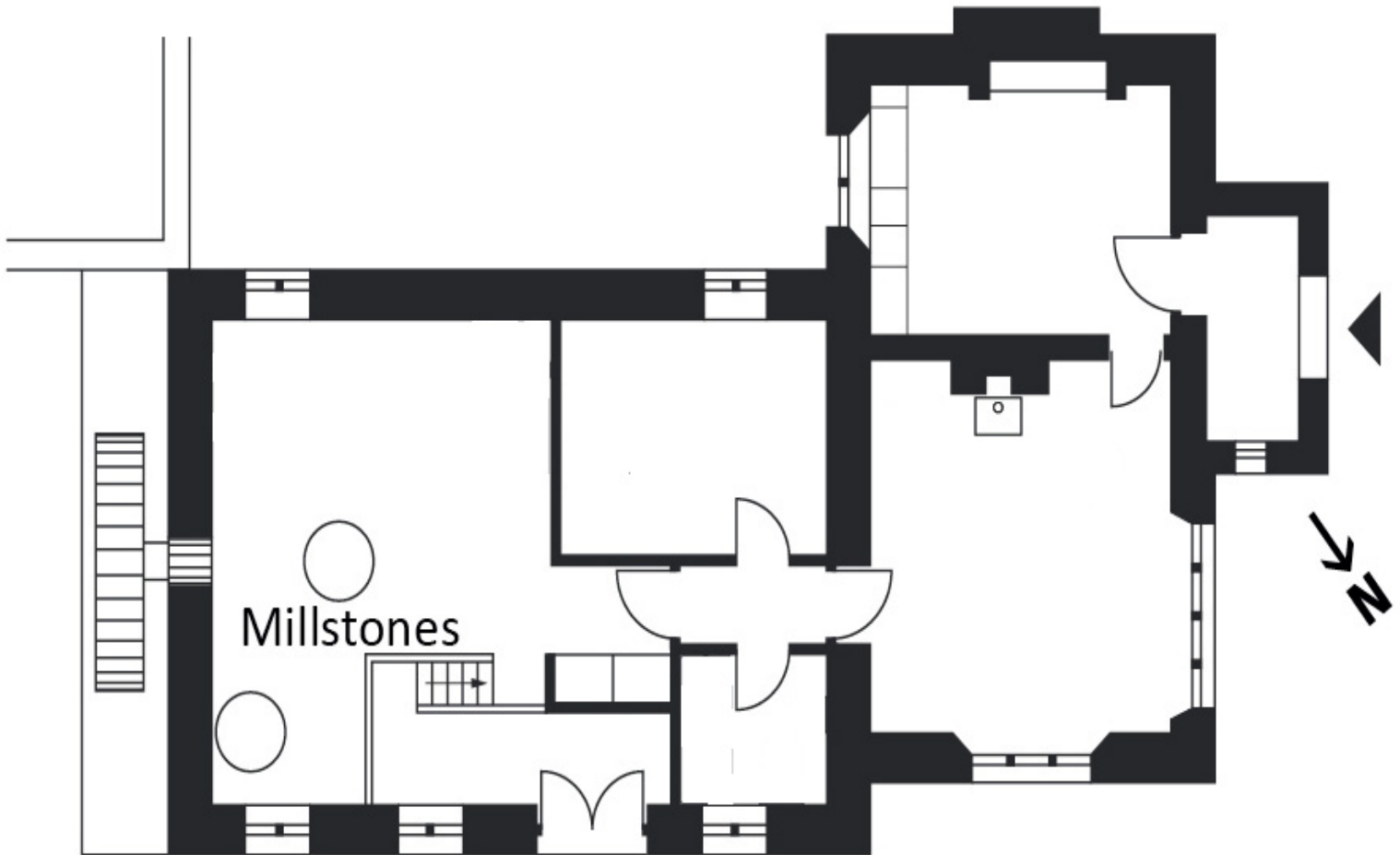




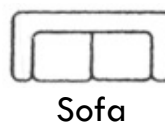
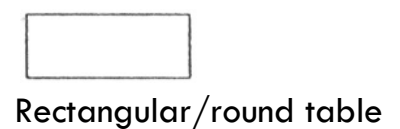
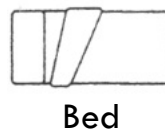
Living in Brinkburn Mill

The floorplan of a building is a map of the rooms. Brinkburn Mill has one floor. The plan below shows you the shape of each room. Can you identify the rooms and write on the plan how they are used today?

Mark the room you are staying in with a star!



We use these symbols to show where beds, tables and bathrooms are. Colour in the symbols on to the floorplans when you have found it in real life.





Can you find an example of each of these things inside Brinkburn Mill. Describe, or draw the object when you find it.

Your favourite piece of furniture

The fireplace (is it an open fire or does it have a stove?)

Fact:

When it was first built, sewage and kitchen waste from the monastery would have been poured directly into the river – yuk! We're so lucky to have proper drainage systems these days.

In the box below, have a go at drawing a water wheel! Think about dividing the wheel into sections based on the number of paddles, much like a fractions wheel. How many paddles will you give it?

A large, empty rectangular box intended for drawing a water wheel.



Can you answer these questions correctly?

You'll need to read the history sections first!

1. What does Mary's dad do for a job?

Fisherman

Coachman

Butcher

Baker

2. Which type of Monks lived at the monastery?

Benedictine

Buddhist

Augustinian

Celtic

3. When was the mill you are staying in built?

1600

1700

1800

1900

4. Who was on the throne when Mary lived at Brinkburn Mill?

(Psst... check Unruly Rulers)

George V

Henry VII

Victoria

Elizabeth I

5. Which famous artist painted the mill in 1825?

J.M.W Turner

Banksy

John Constable

William Blake

6. Which river runs past Brinkburn Mill?

Thames

Nile

Avon

Coquet

7. What nut will you find on the roof?

Acorn

Walnut

Peanut

Hazlenut

8. What kind of fish wouldn't you find in the river here?

Salmon

Piranha

Trout


Minnow

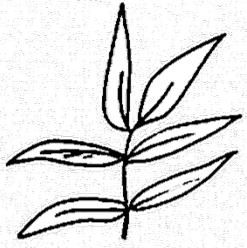
To find the answers skip two pages...

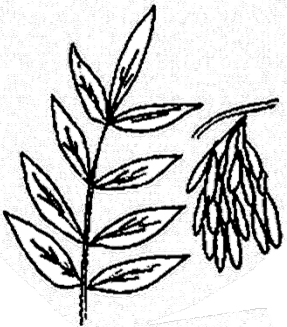



Which leaf belongs to which tree?


Match the leaf to the correct tree.


1. 

2. 

3. 

4. 

5. 



Horse Chestnut

Willow

Pine

Ash

Oak

Did you match them correctly? Put your score in the box.

5



Brinkburn Mill Word Search

Now have a go at the word search. Think about different parts of the building when filling in the word search. The words to find are at the bottom of the page.

E	A	B	O	X	C	Z	L	O	Q	K	M	N
M	I	L	L	S	T	O	N	E	S	L	O	A
A	W	S	A	L	M	O	N	B	C	I	N	I
G	Y	A	T	H	H	C	R	W	T	S	A	N
P	N	F	T	C	B	E	X	U	E	K	S	I
D	A	I	T	E	A	T	L	H	U	N	T	T
A	O	A	H	D	R	O	S	S	Q	O	E	S
Q	H	R	O	S	S	W	T	Q	O	M	R	U
T	J	V	M	S	I	O	H	R	C	M	Y	G
F	E	B	I	E	N	F	C	E	E	W	S	U
N	X	D	S	E	R	L	Q	O	E	V	L	A
N	A	M	H	C	A	O	C	A	R	L	I	E
N	R	O	C	C	A	U	Q	Z	I	X	C	R
V	J	I	R	Y	K	R	C	M	Y	Q	D	R
Z	S	W	V	P	Q	A	U	Q	A	P	G	F

COQUET
MILLSTONES
FLOUR
COACHMAN

AUGUSTINIAN
MONASTERY
STONE
THATCH
ACORN

WATERWHEEL
RIVER
SALMON
DORMER
BREAD OVEN

MILL
MONKS
FISHING
DISSOLUTION

How many of these words did you find? Put your score in the box.

18



Answer sheet:

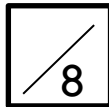
Quiz answers:

1. Coachman
2. Augustinian
3. 1800
4. Victoria
5. J.M.W Turner
6. Coquet

7. Acorn
8. Piranha



How many did you get right?



Did you know?

Millstones come in pairs. The bottom stone or 'bedstone' stays still whilst the top stone or 'runnerstone', is the one that turns. This is what makes the grinding action.

Wheat or other grains are poured between the millstones and ground up into flour which would then be bagged up and used in the kitchen of the main house or sold at market.





Bake some singin' hinnies for tea

A singin' hinny is a type of scone or cake cooked on a hot griddle pan (a sort of frying pan with ridges). They are well known in Northumberland. They get their name from the hissing sound when they cook on the hot griddle. It sounds like singing! Hinny (meaning 'honey') is a nickname for someone you like in Northumberland – and these scones are a local favourite.

Here's a simple recipe to try. You'll probably need the help of an adult.

450 g flour

$\frac{3}{4}$ tsp of baking powder

$\frac{1}{2}$ tsp salt

170g unsalted butter, cubed

50g lard, cubed

175g raisins or currants

3-4 tbsp milk

Vegetable oil or butter for frying

- In a mixing bowl, combine the flour, baking powder and salt. Rub the butter and lard cubes into the mixture until it looks like breadcrumbs.
- Stir in the raisins or currants, then add enough milk to form a soft dough (say 'doh'). Use your hands to bring it together into a ball. Tip the dough onto a floured board, then knead 2 or 3 times until smooth.
- Put some flour on the work top and then put the ball of dough onto it.
- Roll the dough into a circle (about 1.5cm thick). Then cut out the scones. If you don't have a cutter use a glass, making sure it too gets flour on the rim so the dough doesn't stick.
- Grease a heavy-based frying pan or griddle with a thin layer of oil or butter. Set over a low heat. Fry the cakes in batches for about 5 minutes on each side or until they are golden.
- Let them cool on a rack and then serve with butter and/or jam! They're best when still warm. Yum!





Method

Make a woodland origami fox

Woodlands have lots of different animals living from rabbits, mice and insects to deer, birds and Have a go at making your own origami fox with paper on the next sheet.

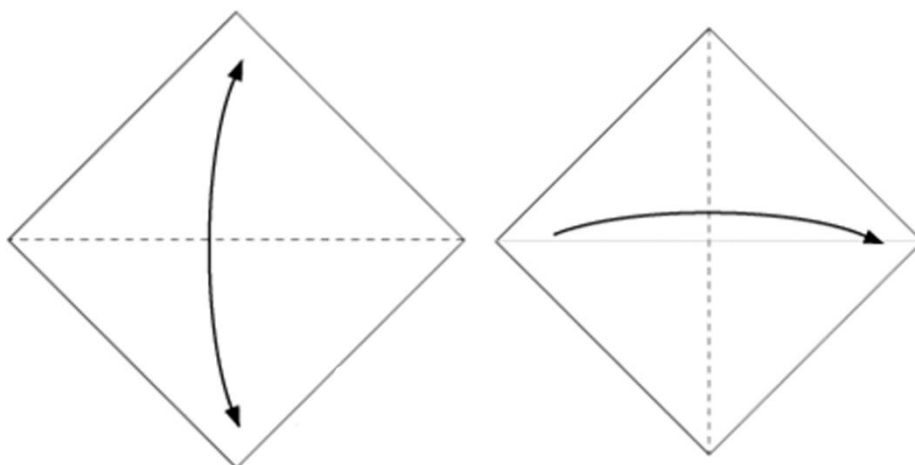
You will need:

- Paper
- Scissors
- Colouring pencils

Fact: Origami (say orr-ee-garmi) is the Japanese art of paper folding.

Step One:

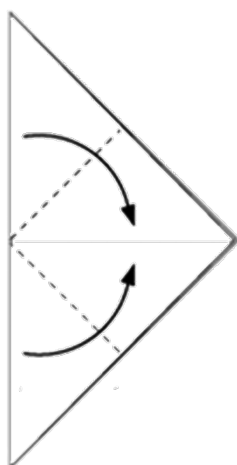
Cut the A4 piece of paper into a square. Follow the dotted lines on the sheet on the next page.



Then fold in half one way to make a crease, then open it up and fold it in half the other way.

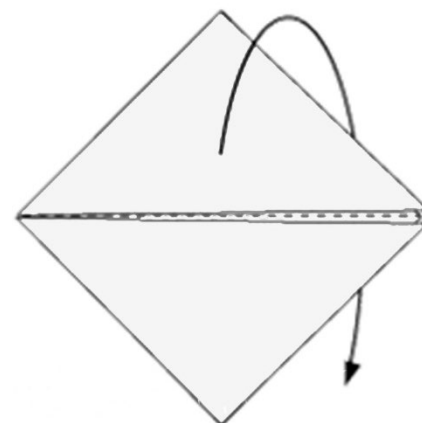
Step two:

Fold both sides in to make a diamond shape.



Step three

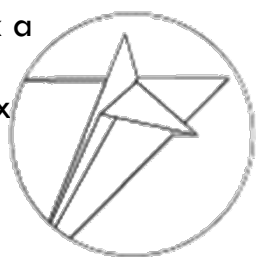
Once you have a diamond shape, fold the paper in again so the flaps are on the edge.



Step four:

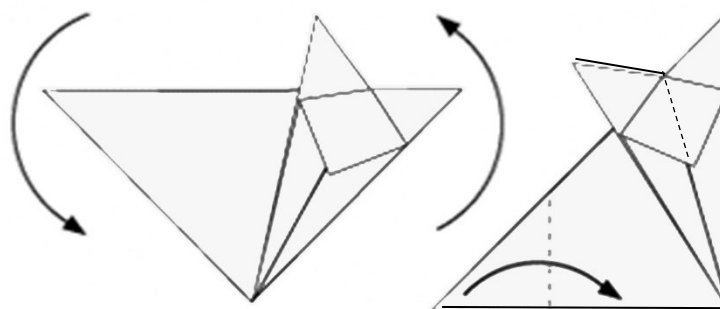
Fold the first flap back a little bit like in the diagram to make a fox's ear.

Then with the middle flap push it inwards to make a diamond shape that will be the fox's face.



Step five

Turn the paper over. Then fold the paper in half to complete the fox's tail.



**CUT OUT TO MAKE YOUR
ORIGAMI FOX**

